


27-1 Diatonic Modulation Short Exercises

Name:


For each of these exercises, write 2 - 4 measures in a four-voice chorale style, in your choice of meter. (Try to vary the meters from exercise to exercise.)

1. Establish D Minor; modulate to F Major using iv of D Minor as a pivot chord.




A grand staff consisting of two five-line staves. The top staff has a treble clef and the bottom staff has a bass clef. A brace on the left side groups the two staves together. The staves are empty, intended for the student to write a four-voice chorale.

2. Establish E Major; modulate to G[#] minor, using V of E Major as a pivot chord.




A grand staff consisting of two five-line staves. The top staff has a treble clef and the bottom staff has a bass clef. A brace on the left side groups the two staves together. The staves are empty, intended for the student to write a four-voice chorale.

3. Establish C Minor; modulate to F Minor, using VI of C Minor as a pivot chord.




A grand staff consisting of two five-line staves. The top staff has a treble clef and the bottom staff has a bass clef. A brace on the left side groups the two staves together. The staves are empty, intended for the student to write a four-voice chorale.

4. Establish B^b Major; modulate to E^b Major, using ii of B^b Major as a pivot chord.




A grand staff consisting of two five-line staves. The top staff has a treble clef and the bottom staff has a bass clef. A brace on the left side groups the two staves together. The staves are empty, intended for the student to write a four-voice chorale.

5. Establish B Minor; Modulate to F[#] Minor, using III of B Minor as a pivot chord.




A grand staff consisting of two five-line staves. The top staff has a treble clef and the bottom staff has a bass clef. A brace on the left side groups the two staves together. The staves are empty, intended for the student to write a four-voice chorale.


6. Establish D Major; modulate to B Minor, using V of D Major as a pivot chord.




7. Establish B^b Minor; modulate to G^b Major using iv of B^b Minor as a pivot chord.



8. Establish A Minor; modulate to G Major using i of A Minor as a pivot chord.



9. Establish D Minor; follow with a descending fifths sequence leading to B^b Major.



10. Establish A Major; follow with a sequence in descending thirds leading to VI of F[#] Minor; then cadence in F[#] Minor.

